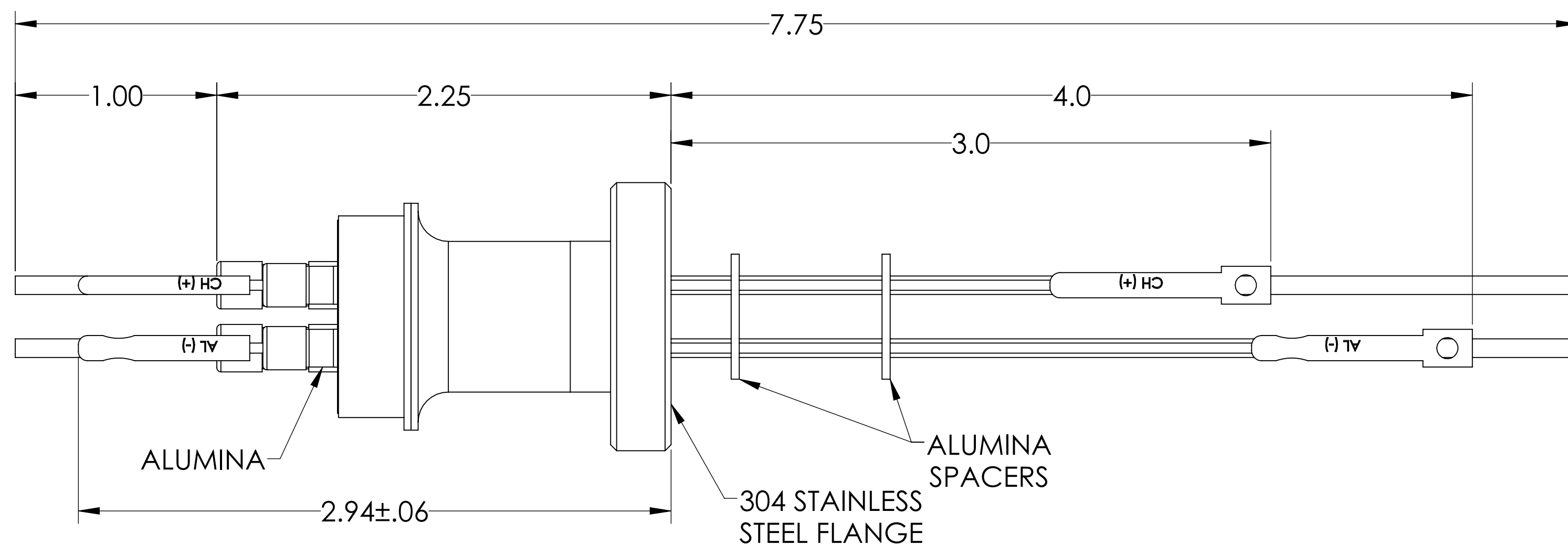
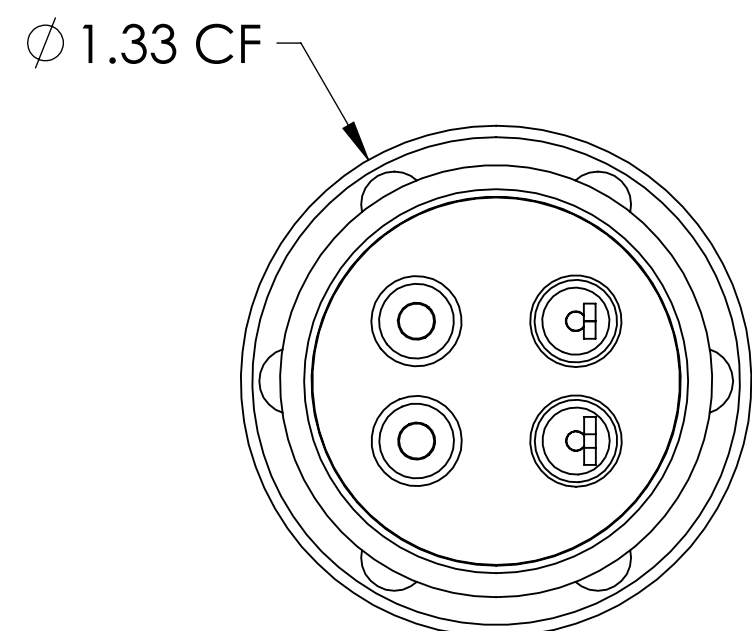
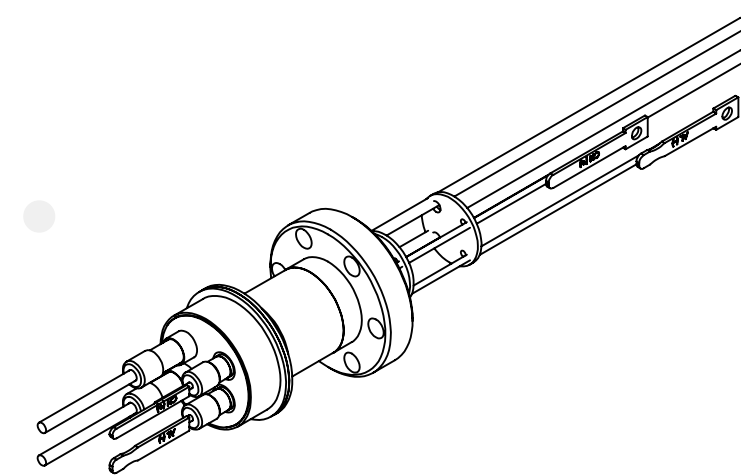


# MPF PRODUCTS INC.

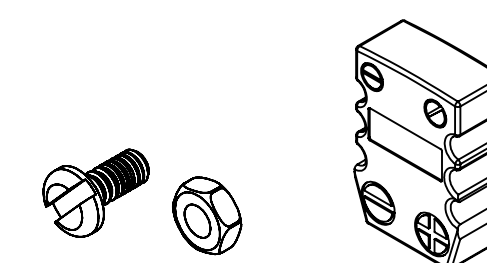


| PART #     | T/C TYPE | POWER LEADS | CURRENT RATINGS (POWER PINS ONLY) |
|------------|----------|-------------|-----------------------------------|
| A0443-1-CF | K        | COPPER      | 30 AMPS (PER PIN)                 |
| A0443-2-CF | K        | NICKEL      | 15 AMPS (PER PIN)                 |
| A0443-3-CF | J        | COPPER      | 30 AMPS (PER PIN)                 |
| A0443-4-CF | J        | NICKEL      | 15 AMPS (PER PIN)                 |
| A0443-5-CF | C        | COPPER      | 30 AMPS (PER PIN)                 |
| A0443-6-CF | C        | NICKEL      | 15 AMPS (PER PIN)                 |
| A0443-7-CF | E        | COPPER      | 30 AMPS (PER PIN)                 |
| A0443-8-CF | E        | NICKEL      | 15 AMPS (PER PIN)                 |

**SPECIFICATIONS:**

- VOLTAGE: 5000 VOLTS DC
- CURRENT: SEE TABLE
- TEMPERATURE RATING: -100 TO 450°C
- LEAK RATE < 1X10-9 ATM CC/SEC HE

Thermocouple-Power Feedthrough, 1 Pair , w/ Miniature TC Connector, 5000 Volts, 2 Pins, 1.33" Conflat Flange



|                                      |  |  |           |  |  |
|--------------------------------------|--|--|-----------|--|--|
| UNLESS OTHERWISE SPECIFIED:          |  | QUOTATION #  |           | N/A  |  |
| DIMENSIONS ARE IN INCHES TOLERANCES: |  | NAME   | DATE      | MPF PRODUCTS INC.                                      |  |
| ANGULAR: MACH ± 1/2°                 |  | DRAWN  | 9/11/2015 |  |  |
| TWO PLACE DECIMAL ± .030             |  | CHECKED  | 9/11/2015 |  |  |
| THREE PLACE DECIMAL ± .015           |  | ENG APPR.  | 9/11/2015 |  |  |
| MATERIAL                             |  | THIRD ANGLE:   |           | THERMOCOUPLE-POWER,<br>1 PAIR, 5000V, 2 PINS,<br>133CF |  |
| FINISH                               |  | APPLICATION  |           |  |  |
| PLATING                              |  | NEXT ASSY  |           | USED ON  |  |
| SURFACE FINISH:                      |  | 63/ OR BETTER  |           | DOWNLOADED FROM MPFPI.COM                              |  |
| UNLESS OTHERWISE SPECIFIED:          |  | ALL DIAMETERS CONCENTRIC WITHIN .005. REMOVE ALL BURRS AND SHARP EDGES |           | DWG. NO. A0443   |  |
|                                      |  | Friday, February 8, 2019 8:40:32 AM                                    |           | REV  |  |