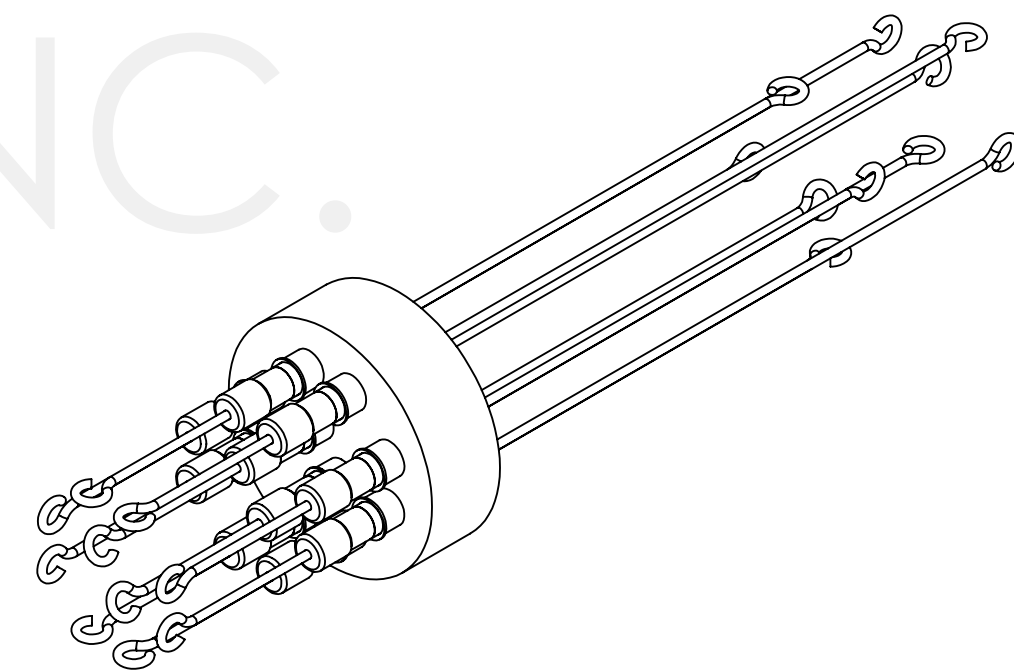


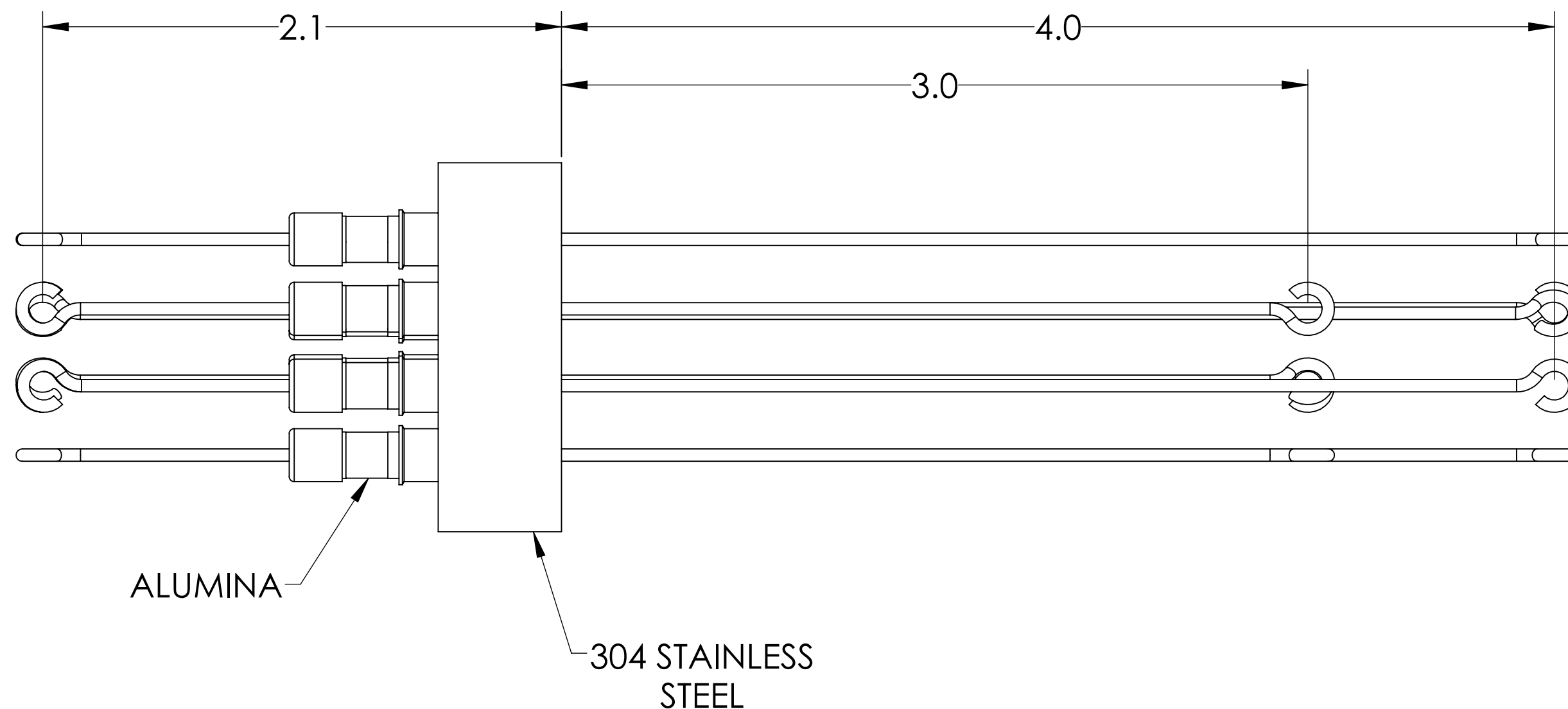
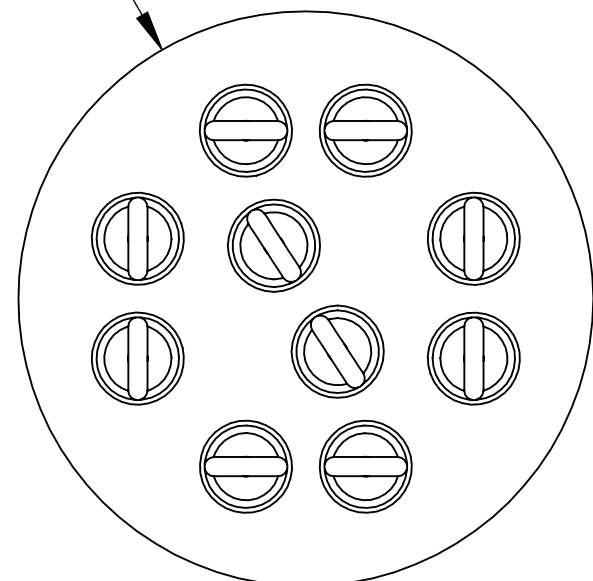
MPF PRODUCTS INC.

NOTES:

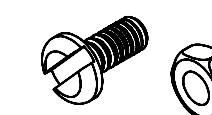
- * TYPE T:
CONSTANTAN CONDUCTORS HAVE A NEGATIVE POLARITY (NON - MAGNETIC) AND THE VACUUM SIDE ENDS ARE LONGER.
OFHC COPPER CONDUCTORS HAVE A POSITIVE POLARITY (NON - MAGNETIC) AND THE VACUUM SIDE ENDS ARE SHORTER.
- * TYPE N:
NI-SI-MG CONDUCTORS HAVE A NEGATIVE POLARITY (NON - MAGNETIC) AND THE VACUUM SIDE ENDS ARE LONGER.
NI-CR-SI CONDUCTORS HAVE A POSITIVE POLARITY (NON - MAGNETIC) AND THE VACUUM SIDE ENDS ARE SHORTER.
- * TYPE R-S:
ALLOY 11 CONDUCTORS HAVE A NEGATIVE POLARITY (NON - MAGNETIC) AND THE VACUUM SIDE ENDS ARE LONGER.
OFHC COPPER CONDUCTORS HAVE A POSITIVE POLARITY (NON - MAGNETIC) AND THE VACUUM SIDE ENDS ARE SHORTER.



Ø 1.497±.002



PART #	T/C TYPE
A0789-1-W	T
A0789-2-W	R-S
A0789-3-W	N



SPECIFICATIONS:

1. TEMPERATURE RATING: -100 TO 450°C
2. LEAK RATE < 1X10-9 ATM CC/SEC HE

Thermocouple Feedthrough, 5 Pairs, Screw-type Connector, 1.50" Stainless Steel Weld Adapter

UNLESS OTHERWISE SPECIFIED:		QUOTATION #		N/A	
DIMENSIONS ARE IN INCHES TOLERANCES:		NAME	DATE	MPF PRODUCTS INC.	
ANGULAR: MACH ± 1/2°		DRAWN	9/11/2015		
TWO PLACE DECIMAL ± .030		CHECKED	9/11/2015		
THREE PLACE DECIMAL ± .015		ENG APPR.	9/11/2015		
MATERIAL		THIRD ANGLE:		THERMOCOUPLE, 5 PAIRS, SCREW-TYPE, 1.497" WELD ADAPTER	
FINISH					
PLATING					
APPLICATION		NEXT ASSY		USED ON	
SURFACE FINISH:		63/ OR BETTER		DOWNLOADED FROM MPFPI.COM	
UNLESS OTHERWISE SPECIFIED:		ALL DIAMETERS CONCENTRIC WITHIN .005. REMOVE ALL BURRS AND SHARP EDGES		DWG. NO. A0789	
				REV	
				Monday, August 5, 2019 9:54:00 AM	