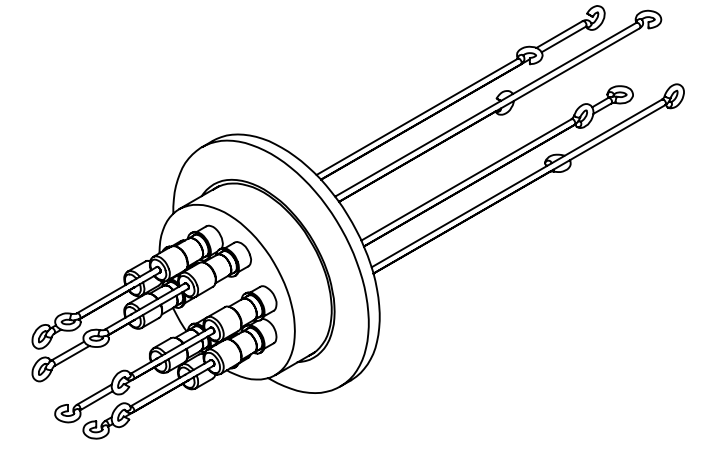
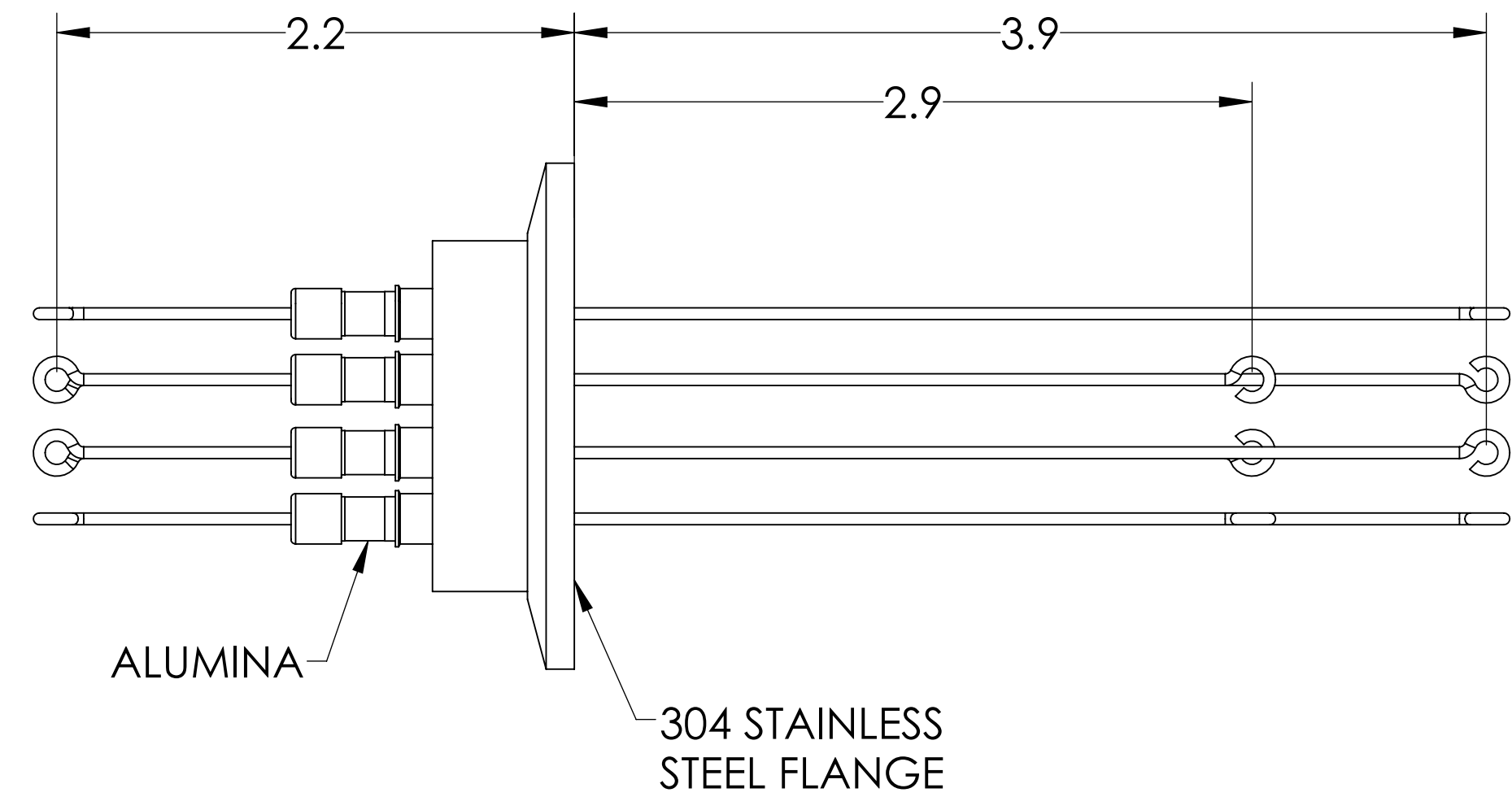
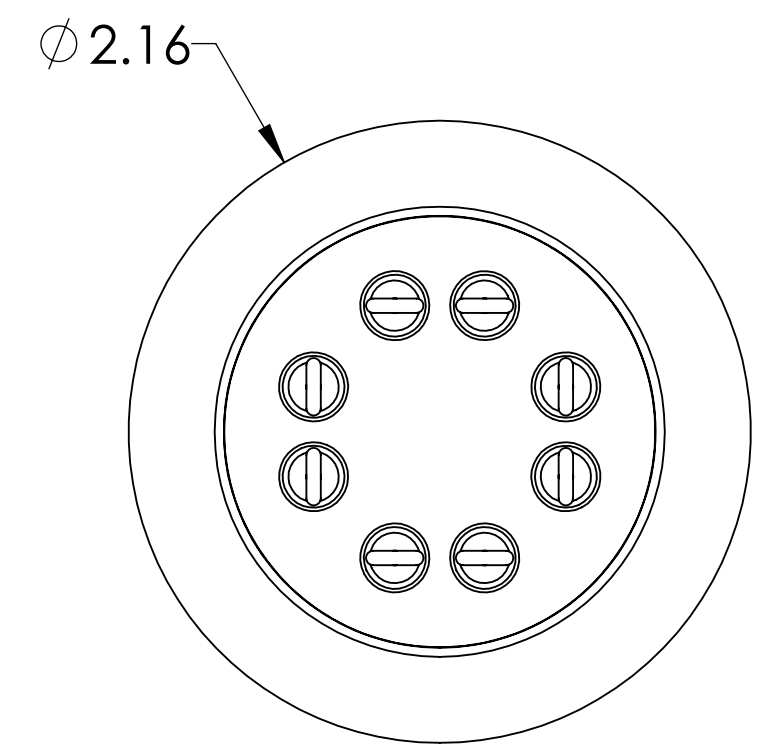


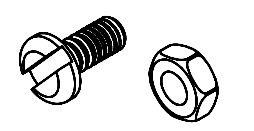
# MPF PRODUCTS INC.



NOTES:  
 \* TYPE T:  
 CONSTANTAN CONDUCTORS HAVE A NEGATIVE POLARITY ( NON - MAGNETIC ) AND THE VACUUM SIDE ENDS ARE LONGER.  
 OFHC COPPER CONDUCTORS HAVE A POSITIVE POLARITY ( NON - MAGNETIC ) AND THE VACUUM SIDE ENDS ARE SHORTER.  
 \* TYPE N:  
 NI-SI-MG CONDUCTORS HAVE A NEGATIVE POLARITY ( NON - MAGNETIC ) AND THE VACUUM SIDE ENDS ARE LONGER.  
 NI-CR-SI CONDUCTORS HAVE A POSITIVE POLARITY ( NON - MAGNETIC ) AND THE VACUUM SIDE ENDS ARE SHORTER.  
 \* TYPE R-S:  
 ALLOY 11 CONDUCTORS HAVE A NEGATIVE POLARITY ( NON - MAGNETIC ) AND THE VACUUM SIDE ENDS ARE LONGER.  
 OFHC COPPER CONDUCTORS HAVE A POSITIVE POLARITY ( NON - MAGNETIC ) AND THE VACUUM SIDE ENDS ARE SHORTER.



PART #	T/C TYPE
A0796-1-QF	T
A0796-2-QF	R-S
A0796-3-QF	N



SPECIFICATIONS:  
 1. TEMPERATURE RATING: -100 TO 450°C  
 2. LEAK RATE < 1X10-9 ATM CC/SEC HE

Thermocouple Feedthrough, 4 Pairs, Screw-type Connector, 2.16" QF/KF

UNLESS OTHERWISE SPECIFIED:	QUOTATION #	N/A	
DIMENSIONS ARE IN INCHES TOLERANCES:	DRAWN	NAME	DATE
ANGULAR: MACH ± 1/2°	WJ	WJ	9/11/2015
TWO PLACE DECIMAL ± .030	CHECKED		9/11/2015
THREE PLACE DECIMAL ± .015	ENG APPR.	WJ	9/11/2015
MATERIAL	THIRD ANGLE:		
FINISH	APPLICATION		
PLATING	NEXT ASSY USED ON		
	SURFACE FINISH: 63/ OR BETTER		
	UNLESS OTHERWISE SPECIFIED:		
	ALL DIAMETERS CONCENTRIC WITHIN .005. REMOVE ALL BURRS AND SHARP EDGES		
TITLE:		THERMOCOUPLE, 4 PAIRS, SCREW-TYPE, 2.16" QF/KF	
DWG. NO.		A0796	
REV		Monday, August 5, 2019 9:49:55 AM	