
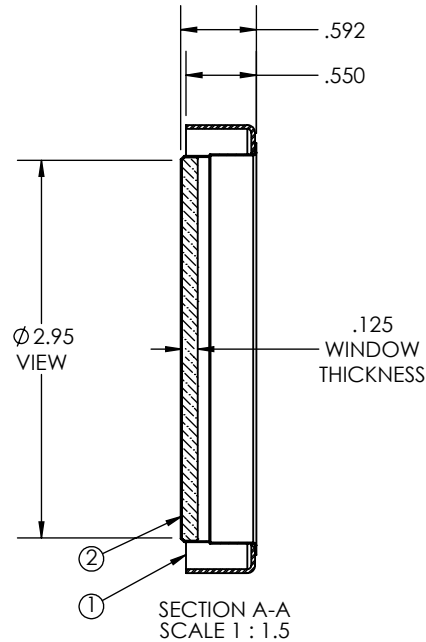
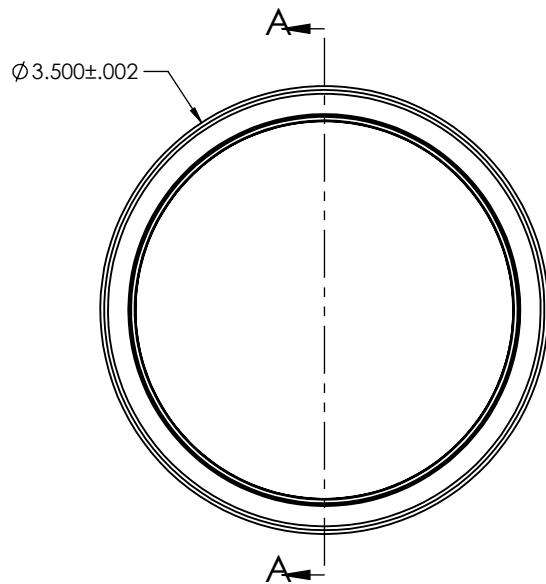


REV.	DESCRIPTION	DATE	APPROVED
A	REDRAWN IN CAD, ADDED SUB-ASSEMBLY	4/23/2014	GS
B	ADDED TABLE	4/18/2023	AP
C	UPDATED TITLE BLOCK	7/14/2023	AP



PART#	WINDOW	WINDOW DWG.
A1679-1-W	UV	A0256-9
A1679-2-W	DUV	A0256-18

ITEM NO.	DESCRIPTION	PART NUMBER	QTY
1	SAPPHIRE WINDOW PRE-BRAZE	A0632-6	1
2	WINDOW, SAPPHIRE	SEE TABLE	1

UNLESS OTHERWISE SPECIFIED:		QUOTATION #:		APPROVED	
DIMENSIONS ARE IN INCHES [ ] DIMENSIONS ARE IN MILLIMETERS FOR REFERENCE  TOLERANCES: ANGULAR: MACH ± 1/2° TWO PLACE DECIMAL ± .030 [.76] THREE PLACE DECIMAL ± .015 [.381]  ALL DIAMETERS CONCENTRIC WITHIN .005 [.127] REMOVE ALL BURRS AND SHARP EDGES  MIN SURFACE FINISH: Ra 63 μm   Ra 1.6 μm   N7  THIRD ANGLE PROJECTION:		DRAWN: CMP 07/27/2007		MPF PRODUCTS INC.  SAPPHIRE VIEWPORT Ø2.95" VIEW Ø3.500" WELD ADAPTER	
		CHECKED: CMP 07/27/2007			
		APPROVED: CMP 07/27/2007			
		APPLICATION		USED ON: A6328	
MOUNT: WELDABLE		WEIGHT: 0.211		DWG NO: A1679	
				REV: C	